

# **Social, Economic, Housing, and Health Conditions In Cleveland's Ward 5**

**Prepared for**

**Sisters of Charity Foundation of Cleveland**

**By**

**The Center for Community Solutions  
and  
Cleveland State University**

**May 2, 2007**



## INTRODUCTION

This report summarizes a set of descriptive analyses of the social, economic, and health conditions in Cleveland's Ward 5 community. These four reports are:

1. *Social Indicators in Cleveland's Ward 5*;
2. *Health Profile of Ward 5 from the 2001 Cuyahoga Family Health Survey*;
3. *2005 Patient Discharges in Cleveland Council Ward 5, Ohio Hospital Association Patient Discharge Database*; and
4. *Health and Human Services Located in Ward 5*

The reports provide detailed data and descriptive analyses of various conditions in the Ward 5 area. The ward includes almost all of the Central Statistical Planning Area (SPA), as well as major portions of Fairfax and Kinsman SPAs (see the map on the following page). Thus some of the data and graphs show both the Central neighborhood and the ward in comparison to the City of Cleveland and Cuyahoga County.

Though each report stands alone we present here a summary of the major findings of the analyses. The summary is mostly organized by the report from which the data are presented, but because the social indicators report includes community health indicators as well as those for social, economic, and housing conditions, we have combined the discussion of these health indicators with the analysis of health issues revealed by the Cuyahoga Family Health Survey.

Overall, we found that the Ward 5 area has the following major characteristics:

- Younger population
- High proportion of female-headed families
- Low educational attainment
- Unemployment double Cleveland's rate
- Poverty rate twice Cleveland's
- Many housing units in poor condition
- Few owner-occupied
- High proportion of children and adults lack health insurance
- More children and adults report only poor or fair health
- Diabetes twice as prevalent as Cleveland's
- High asthma rates in children
- Higher percent of low-weight births
- Medicaid is the dominant payer
- Hospitalization rate is higher for all age groups
- Childbirth and related discharges are higher
- Mental health related discharges are disproportionately high

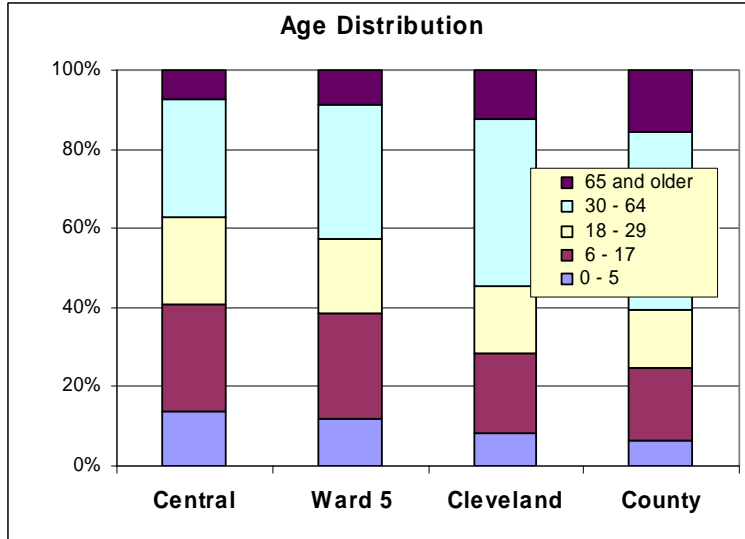
Subsequent pages provide more detail concerning these and other conditions in the ward.



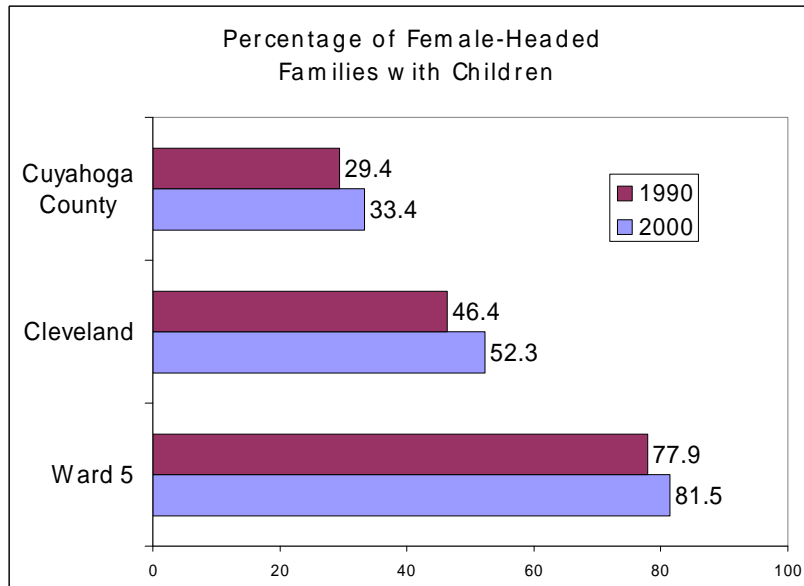
## Social, Economic, and Housing Indicators

### Demographic and Family Characteristics

The population of Ward 5 is younger than the city of Cleveland as a whole. In the year 2000, 39 percent, or 9,090 of the ward's 23,060 residents, were children under age 18, compared to 28 percent for the entire city and 25 percent for Cuyahoga County. School-age children, those between 5 and 17, numbered 6,120. Of the 5,210 families living in the ward, 4,000, or 77 percent had children under 18, again higher than the corresponding proportion for the city, 59 percent.



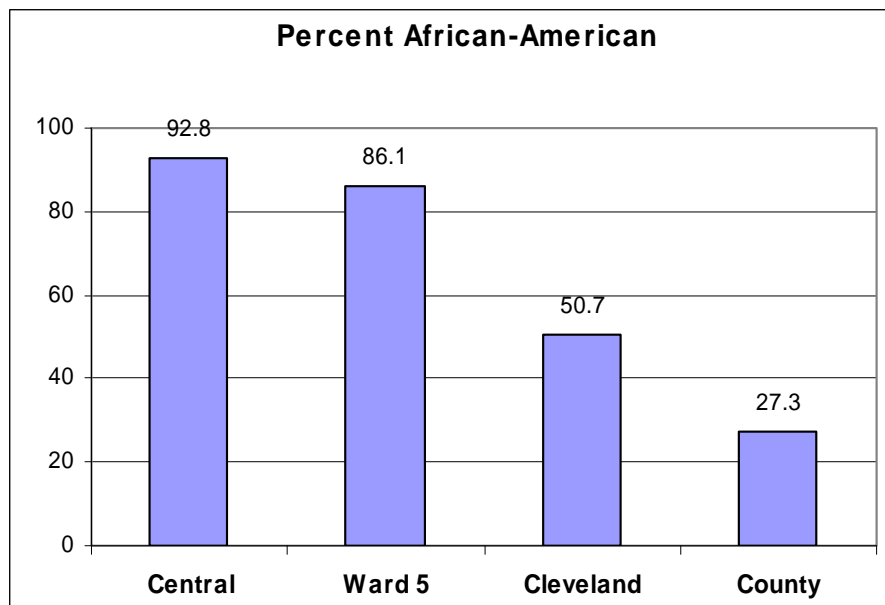
The structure of these families, however, suggests that many are at risk of social and economic vulnerability. The proportion of families with children in Ward 5 that were headed by a married couple declined from 17 percent in 1990 to 13 percent in 2000, lower than Cleveland's 2000 rate of 39 percent, but much lower than the county's rate of 60 percent. In 2000, there were 3,260 female-headed families with children in the ward, and about 390 adults were the primary caretakers of their grandchildren.



In contrast, residents age 65 or over numbered 2,000 and comprised nine percent of Ward 5's population, compared to 12 percent for the city and 16 percent for the county. About 930 of these older persons, or 45 percent, were living alone in 2000, a higher proportion than the rate for the city, 35 percent. About two percent, or 41 older persons in the ward did not speak English very well, compared to four percent in the city and county as a whole.

The number of older persons 65 or over in the ward declined by 26 percent between 1990 and 2000. The number of the very old, those 85 or over, also decreased to 18 percent (220 persons) in 2000. About three-fourths of the very old are female.

In 2000, African Americans comprised 86 percent (19,900) of the ward's population, but have decreased from 22,990 in 1990. The number of Whites in the ward also decreased from 3,390 (13 percent) in 1990 to 2,430 (10 percent) in 2000. Persons of Hispanic origin, saw their numbers increase from 360 (1.3 percent) in 1990 to 500 (2 percent) in 2000.



There is a slight difference in racial and ethnic composition by age group in Ward 5. More school-age children 5 to 17 than older residents were of minority groups in 2000; 91 percent were African American, 6 percent were White, and 3 percent were of Hispanic Origin. In contrast, 79 percent of residents age 55 or over in the ward were African American, 18 percent were White, and 3 percent were of mixed or other races.

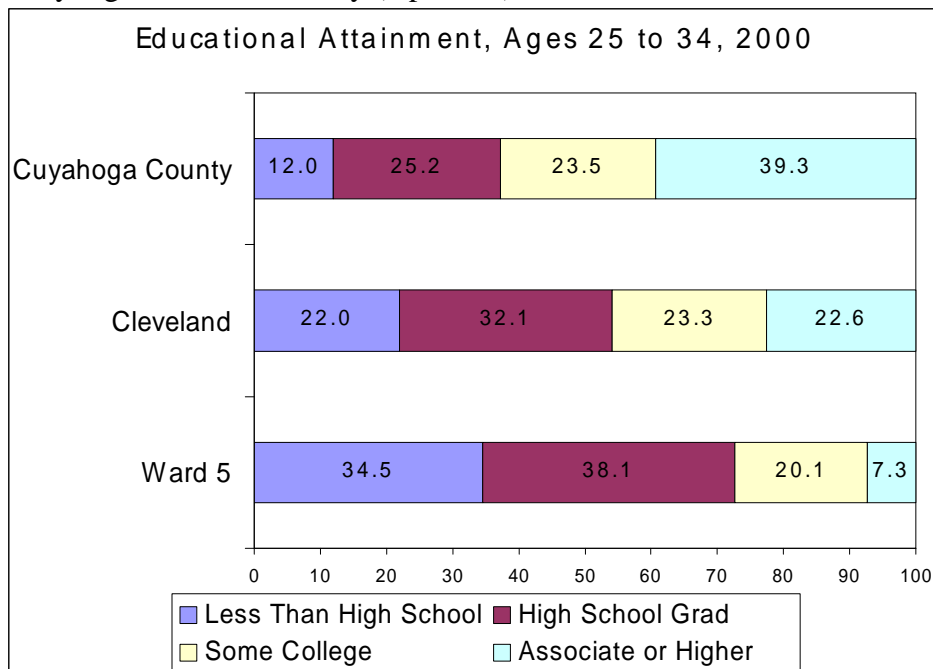
#### Childcare

In 2004, Ward 5 had 1,980 regulated childcare spaces, for a rate of 27 per 100 children 12 and under. This is a higher rate than for the city as a whole, which had 25 regulated spaces per 100 children. In relation to this, it is interesting to note that in 2000, 60 percent of mothers in the ward with children under six were in the labor force, a slightly lower proportion than that for the city as a whole (62 percent). These two facts together

suggest that if more childcare spaces were available in the ward, more mothers would be able to enter the labor force.

Education

The educational attainment of Ward 5’s residents is generally lower than that of all Cleveland residents. In 2000, 34 percent of the ward’s 25-to-34 year-olds did not have a high school diploma or equivalency certificate, compared to 22 percent for Cleveland and 12 percent for Cuyahoga County. Among mothers in the ward who gave birth from 1996 to 2002, almost half (49 percent) lacked a high school diploma, compared to one-third of Cleveland mothers and one fifth of Cuyahoga County mothers. Out of about 240 youths ages 16 to 19 in Ward 5, 17 percent of that age group, were neither enrolled in school nor employed in 2000, similar to the comparable proportions for Cleveland (17 percent) but considerably higher than the county (9 percent).

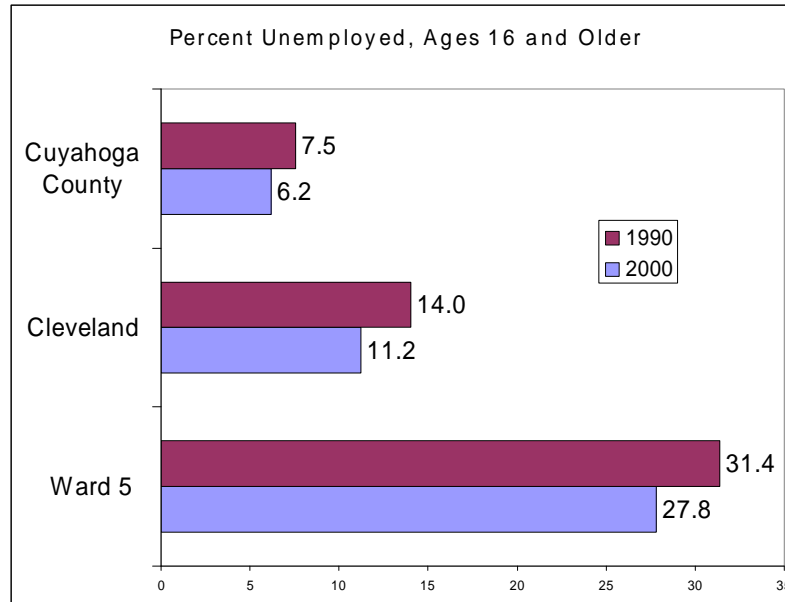


Employment

Ward 5’s labor force participation rate and unemployment rate in 2000 were worse than those for Cleveland as a whole. Under half (46 percent) of Ward 5’s residents ages 16 and over were in the labor force in 2000. This represents an increase since 1990 when somewhat fewer residents (38 percent) were in the labor force. The ward’s labor force rate was lower than Cleveland’s rate of 57 percent in 2000. 17 percent of the ward’s residents age 55 and over are in the labor force in 2000, also lower than Cleveland’s rate of 24 percent.

In 2000, Ward 5’s unemployment rate was 28 percent, an 11 percent decline from its 1990 level of 31 percent. However, the ward’s unemployment rate was higher than Cleveland’s rate both in 1990 and in 2000 (14 and 11 percent, respectively). In 2000, 810 of Ward 5 residents were employed in manufacturing, 16 percent of all those employed, down from about a quarter in 1990. Ward 5 had a greater proportion of

workers in manufacturing than either Cleveland or Cuyahoga County, in 1990. In 2000, the Cleveland had a higher proportion (18 percent) and Cuyahoga county was lightly lower (16.1 percent) than Ward 5 (16 percent). Due to the recent recession in the years since 2000, the labor force participation rate may be currently lower and the unemployment rate higher than the numbers given here for the year 2000.



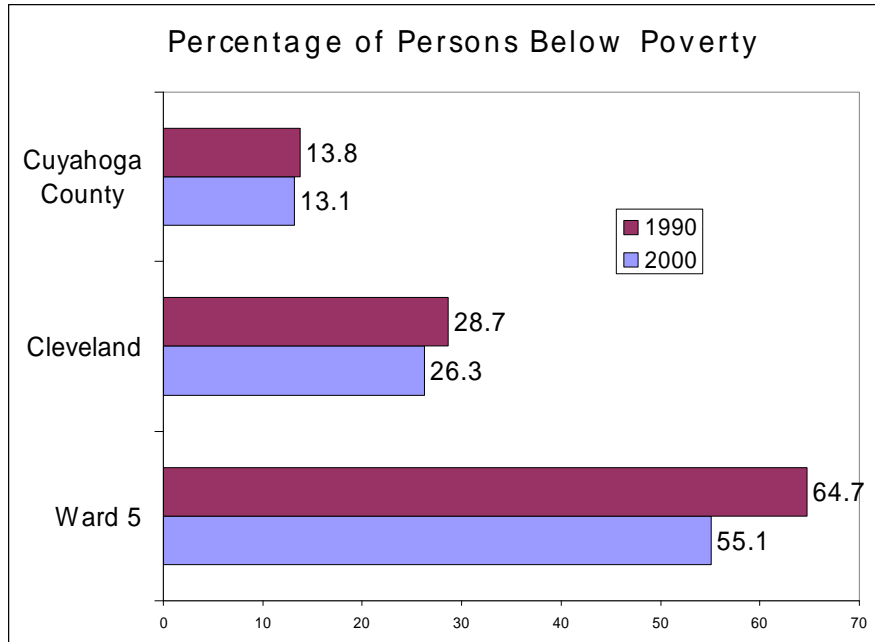
In Ward 5, there were 181 children per 100 employed persons in 2000, a decline from a ratio of 215 in 1990. This is more than double that of Cleveland, which had a ratio of 76 children in 2000, and more than triple that of Cuyahoga county which had a ratio of 55 children in 2000. This indicates far greater dependency in the ward.

### Income and Poverty

According to the 1990 and 2000 censuses, Ward 5 had lower median and per capita incomes and higher poverty rates than did Cleveland or Cuyahoga County

In inflation-adjusted 1999 dollars, median household income in Ward 5 increased 34 percent from \$7,480 in 1989 to \$9,990 in 1999, and per capita grew 16 percent from \$6,130 in 1989 to \$7,120 in 1999. Although lower than the corresponding figures for Cleveland and Cuyahoga County in both years, median income grew faster in the decade than that for either the city or the county. Still in 1999, Ward 5's median income was only 38 percent of the city's and 25 percent of the county's median income, and the ward's per capita income was only 50 percent of the city's and 32 percent of the county's per capita income.

In 2000, over 12,000, or 55 percent of Ward 5's population lived below the federal poverty line, a decrease of almost 10 percent from the ward's 1990 poverty rate. A greater proportion of the ward's residents were poor than in either Cleveland or Cuyahoga County, both in 1990 and in 2000. In 2000, Ward 5's poverty rate was more than double the city's rate and more than four times the county's rate.



The poverty rate is greater for children than for older persons. In 2000, an estimated 3,430, or 65 percent of school-age youths 6 to 17 in the ward lived below poverty; while about 590, or 31 percent of persons 65 and over lived below poverty.

In 2000, about 2,750 or 53 percent of all families in Ward 5 lived below the poverty line. The poverty rate was higher for families with children, 63 percent, representing 2,510 families, and higher still for female-headed families with children, 72 percent, representing 2,250 families. Poverty rates were twice as high for African-American, other race, and Hispanic families than for White families.

About 4,900, or 22 percent of Ward 5's residents had incomes between 100 and 200 percent of the poverty level ("near-poverty") in 2000, an increase from 17 percent in 1990. The near-poverty rate for the ward was lower than that of Cleveland, but higher than that of Cuyahoga County, both in 1990 and in 2000. Coupled with the fact that the below-poverty rate for the ward was decreasing, the increase in the near-poverty rate indicates that more persons are likely moving upward out of poverty to the near-poverty level than those moving from near-poverty to below-poverty. Still, the near-poverty rate for the ward in 2000 was 8 percent lower than the city's rate, and 39 percent higher than the county's rate.

### Safety and Security

High rates of juvenile delinquency, domestic violence, and child maltreatment in recent years indicate that family and youth safety remain serious issues in Ward 5.

From 1999 through 2003, Ward 5 residents reported an average of 481 domestic violence assaults per year, for an average rate of 2,106 assaults per 100,000 population, higher than Cleveland's average rate of 1,490 per 100,000. The ward and the city both

experienced an increase in the rate from 1999 to 2001. However, from 2001 to 2003, they both decreased. The city's rate declined slightly by 1 percent, while the ward's rate decreased by almost 4 percent.

The number of child maltreatment cases occurring in Ward 5 increased from 2,388 in the 1992-95 period to 2,462 in 1996-99. The number of cases decreased in the 2000-03 period to 2,173. The maltreatment rate per 1,000 children in the ward for each of the three four-year periods exceeded the rates in the same periods for Cleveland and Cuyahoga County. In the ward, city and the county, average rates declined from 1996-99 to 2000-03. The ward's rate for 2000-03 was 41 percent higher than the city's rate and is two-and-a-half times the county's rate.

In 2000 there were about 640 juvenile delinquency cases in Ward 5 for a rate of 199 per 1,000 youths ages 10 to 17, higher than the rates for Cleveland and Cuyahoga County. The number declined to 460 cases in 2003, for a rate of 148 per 1,000 youths, higher than the rate for the county.

#### Demand for Housing

About half of Ward 5's residents lived in a different house in 2000 than in 1995, a higher proportion than either Cleveland or Cuyahoga County. Similarly in 1990, a somewhat less proportion (45 percent) of the ward's resident lived in a different house in 1990 than in 1985, but were still higher than Cleveland and the county. Less residents in Ward 5, lived outside Cuyahoga County in 1995 than in Cleveland or the county.

Of the 8,400 occupied housing units in Ward 5 in 2000, 1,700 (20 percent) were owner-occupied and 6,700 (80 percent) were renter-occupied, similar to the proportions in 1990. Ward 5 has a much lower rate of owner-occupancy than either Cleveland or Cuyahoga County as a whole. Among householders age 55 and over in the ward, a larger proportion, 36 percent, owned their homes in 2000; 55 percent of all owner-occupied units in the ward had a householder 55 or over, compared to 25 percent of renter-occupied units.

The majority of owner-occupied housing (55 percent) and renter-occupied (52 percent) households in Ward 5 in 2000 contained households of two to four persons. A lesser proportion of owning (30 percent) than of renting (35 percent) households were composed of a single person. A similar proportion of owning (14 percent) and renting (13 percent) households contained five or more persons. Compared to Cleveland and Cuyahoga County, the ward has a similar proportion of single-person owners, but a lower proportion of single-person renters. Larger households (five or more persons) constituted a higher proportion of both owners and renters in the ward than in the city and the county.

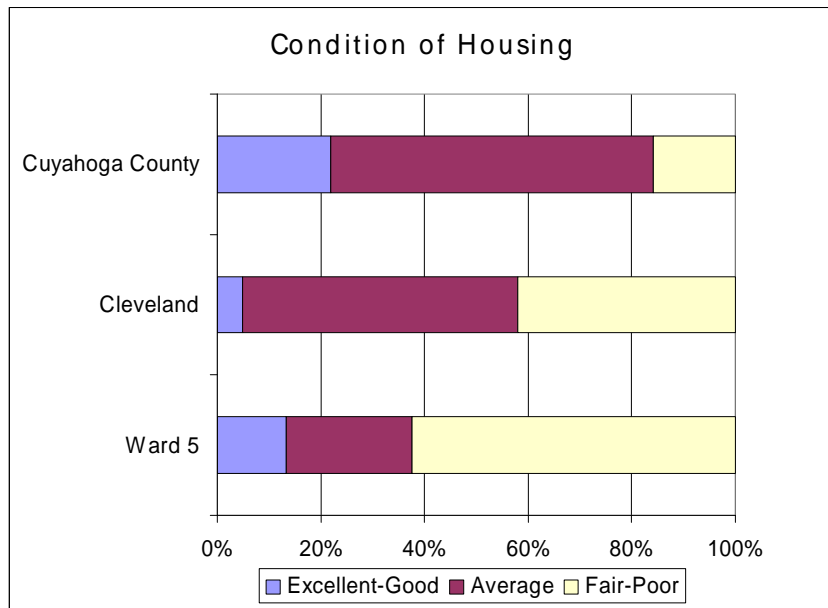
#### Supply of Housing

In 2000, Ward 5 contained 10,330 housing units, a decline of twenty-three percent since 1990. This decline was considerably more than the decline for Cleveland as a whole and contrasts with a two percent growth in total housing units in Cuyahoga County during the

decade. About 2,000 (20 percent) units in the ward were vacant in 2000, considerably higher than the vacancy rate for the city and more than double the rate for the county.

Compared to Cleveland and Cuyahoga County, Ward 5 had a lower proportion of single-unit structures (29 percent of all units) in 2000. The ward was similar to the county, but less than half of Cleveland in the percent of duplex units (9 percent). Ward 5 had a significantly higher proportion of units in multiple-unit structures (61 percent) than Cleveland or the county.

Overall, Ward 5 has a higher proportion of housing that is older and in worse condition than does Cleveland as a whole. According to the Cuyahoga County Auditor, 77 percent of Ward 5’s housing structures were built before 1940, and almost half of the ward’s structures were built before 1910. In 2002, the auditor rated 13 percent of Ward 5’s housing units to be in “excellent” to “good” condition, 24 percent to be in “average” condition, and 62 percent to be in “fair” to “unsound” condition.



Due to the presence of St. Vincent Charity Skilled Nursing Care and City View Nursing & Rehab, Ward 5 has a high capacity of both nursing home beds to serve the elderly in the neighborhood, however the ward does not have any residential home beds.

Cost and Financing of Housing

In 2000, the median value of owner-occupied housing in Ward 5 was \$43,675, an inflation-adjusted increase of 84 percent from 1990. Still, the median home value in the ward in 2000 was only 60 percent of the median value of all homes in Cleveland and 38 percent of Cuyahoga County’s median.

In 2001, the average single-family home in Ward 5 sold for \$34,906, an inflation-adjusted increase of 97 percent from 1990. Despite this increase, the average sale price

in the ward in 2001 was 51 percent of the average sale price in Cleveland and 27 percent of the Cuyahoga County average.

The ability of residents to afford to buy a home was lower in Ward 5 than in Cleveland as a whole. In 2000, the median family income in the ward was 11 percent greater than the annual cost of paying for a home at the median price in the ward, compared to 60 percent in Cleveland and 66 percent in Cuyahoga County. During the 1990's housing affordability in the ward increased by 5 percent, compared to a decline of only one percent in Cleveland, and a 13 percent increase in affordability in Cuyahoga County.

In 2000, 47 percent of Ward 5's homeowners had a mortgage, an increase from 41 percent in 1990. This is significantly less than the mortgage rate for Cleveland and the county which both had mortgage rates of 68 percent.

From 1990 to 2001, there has been an increasing proportion of mortgages in Ward 5 that are high risk, from an average of 25 percent in the 1990-1993 period, to 30 percent in 1994-1997, to 39 percent in 1998-2001. From 1990 to 1993 the ward's the high risk mortgage rate was lower than both Cleveland and Cuyahoga county. From 1994 to 1997 and 1998 to 2001, the ward's rate was lower than Cleveland but higher than the county.

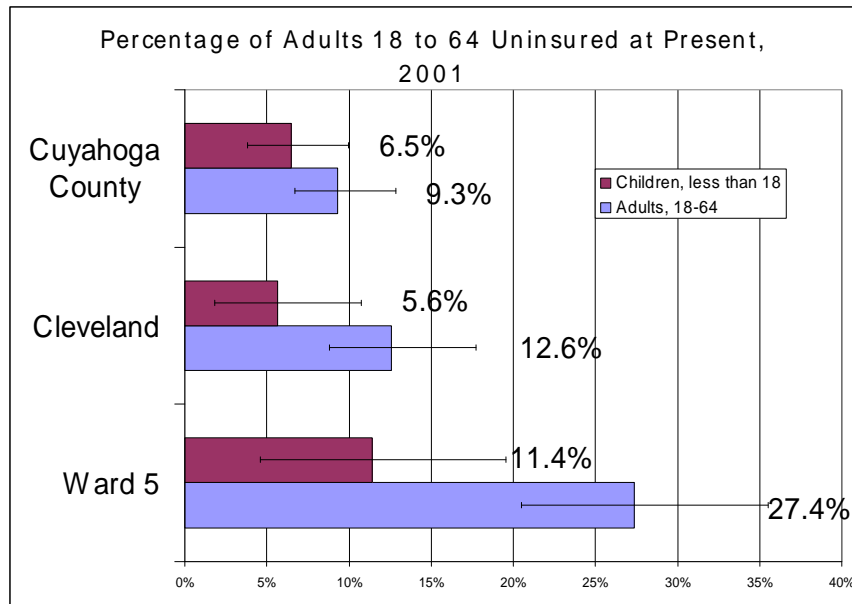
Sheriff sales as a proportion of all home sales declined in Ward 5 from an average of 34 percent in the 1990-1993 period to 11 percent in 1994-97, and then rose again to 26 percent in 1998-2001. In each four-year period, the proportion of sheriff sales in the ward was higher than that for Cleveland and much higher than that for Cuyahoga County. As in Ward 5, Cleveland and Cuyahoga County saw a drop in sheriff sales during the 1994-1997 period, only to rise again in the 1998-2001 period. It may be that the relatively prosperous mid-1990s boosted household incomes during that period, making it easier for homeowners to pay their mortgages.

The median gross rent in Ward 5 in 2000, was \$208 per month, 45 percent lower than the median for Cleveland and 38 percent of the median for Cuyahoga County. Median rent in the ward increased by an inflation-adjusted nine percent between 1990 and 2000, about the same rate of growth as for Cleveland, but more than twice the rate of growth for the county.

## Health Profile of Ward 5<sup>1</sup>

### Health Insurance and Access to Care

In 2001, a higher proportion of both children and adults in Ward 5 lacked health insurance than in Cleveland and Cuyahoga County as a whole. At the time of the survey, an estimated 2,100 adults and 600 children in the ward were without health insurance coverage, either private or public. In addition, another 600 adults and 550 children were estimated to have lacked insurance at some other time in the previous year. A higher proportion of working age adults (ages 18 to 64) were uninsured at some time during the year, more than one-third, compared to one-fifth of children under 18. Because of near-universal coverage under Medicare, only 4 percent of older adults 65 and over in the ward were uninsured.



One-fifth of all adults in Ward 5 lacked a medical home, a usual source of care other than a hospital emergency room. This was a lower proportion than for the city as a whole, but slightly higher than the rate for the county. Older adults were less likely than working-age adults to lack a medical home. A smaller proportion of children than adults in the ward, 3.9 percent, lacked a medical home, a slightly higher proportion than for all children in Cleveland, but lower than the rate for the county.

<sup>1</sup> This section on community health includes indicators from two of the four reports on Ward 4 – the Social Indicators report and the Health Profile report. Indicators from the Social Indicators report are based on a combination of census data and birth and death records, including disabilities (census), maternal and child health (birth certificate data), and mortality rates (death certificate records). The analyses of health insurance and access to care, health status, health care utilization, and health care satisfaction are based on data from the 2001 Cuyahoga Family Health Survey (2001 CFHS). The 2001 CFHS interviewed 285 adults age 18 and over in Ward 5 about their health and health care. Health information was also obtained for 101 children under 18 in the ward. Topics in the survey included health insurance coverage, access to health care, health status, health care utilization, and satisfaction with health care. The survey responses were weighted to provide estimates for the entire adult and child population in the ward.

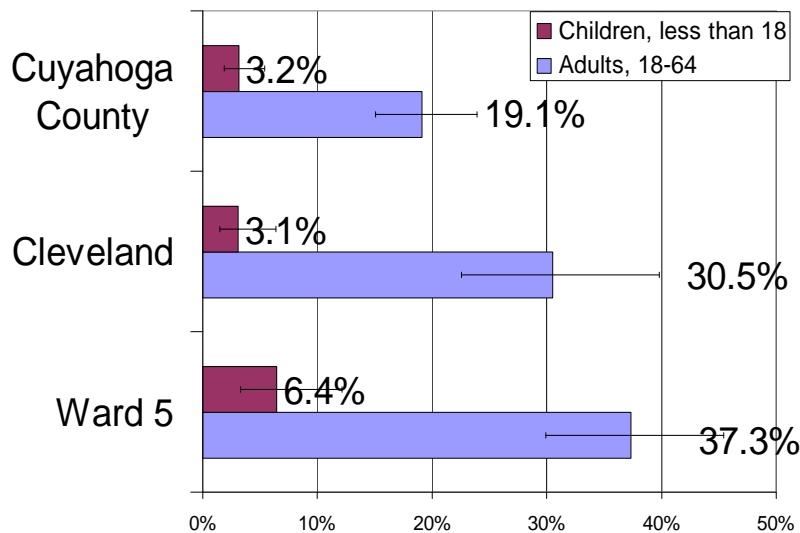
One-third of all adults in Ward 5 had used a hospital emergency room for either emergency or non-emergency needs in the previous year, slightly lower than the rate in Cleveland but higher than the rate in the county. Compared to adults, a smaller proportion of children in the ward used the ER in 2001; one-fourth had one or more ER visits in the past year. This is a smaller proportion than for all children in Cleveland, and slightly smaller than for all children in the county.

One in ten adults in the ward reported having unmet health care needs in 2001, a slightly higher proportion than in both Cleveland and Cuyahoga County. A lower proportion of older adults reported unmet needs than did working-age adults. The 6.7 percent of children for whom such needs were reported was double the rate for the city and two and a half times the rate for the county.

Health Status

In Ward 5, 62.4 percent of older adults and 37.3 percent of working-age adults reported being in fair or poor health, in each case a higher proportion than for corresponding age groups in the city and significantly higher than in the county. Among children in the ward, 6.4 percent were in fair or poor health, double the rates in Cleveland and the county.

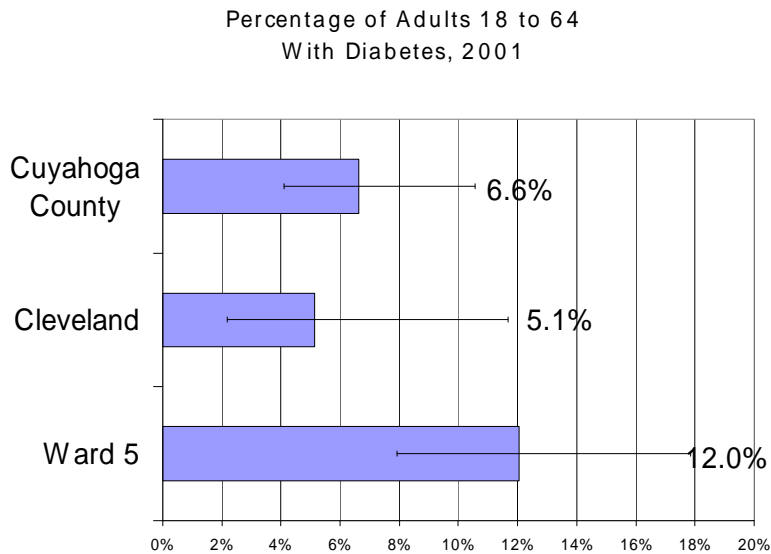
Percentage in Fair or Poor Health, 2001



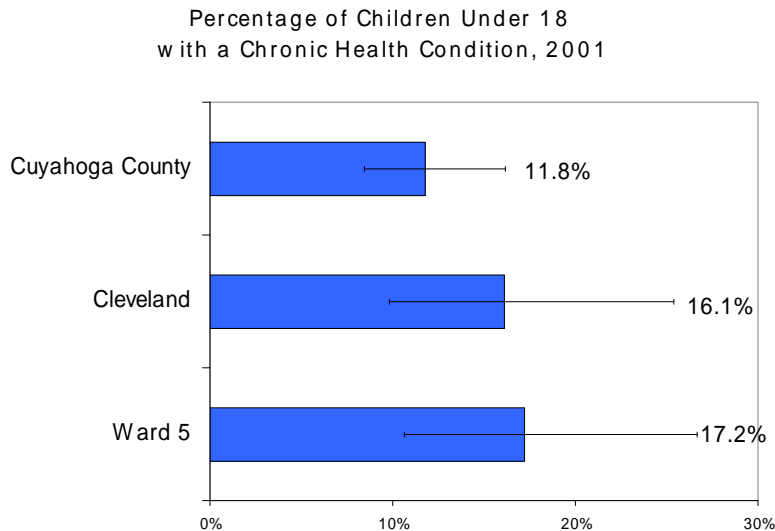
Almost three-fourths of older adults in the ward had high blood pressure, compared to just over half of those in the city and the county. One-fourth of working-age adults in the ward, reported high blood pressure, similar to the rate in the city, but higher than the rate in the county.

Among older adults in the ward, one in three reported heart or circulatory conditions, a lower proportion than in Cleveland, and slightly lower than in the county. One in ten working-age adults in the ward reported these conditions, a similar proportion to that in Cleveland and slightly higher than in the county.

Three in ten older adults in the ward reported having diabetes, higher than the one in four older adults in Cleveland and one in six in the county. Among working-age adults, about one in eight in the ward reported being diabetic, more than twice Cleveland's rate and four-fifths higher than the county's rate.



The presence of a chronic health condition was reported for more than one in six children in Ward 5 about the same proportion as in Cleveland, but 50 percent higher than the rate for the county. One in ten children in Ward 5 were reported to have asthma, about the same proportion as for Cleveland, but twice that for the county.



More than one in three adults in Ward 5 smoked cigarettes in 2001, a higher proportion than in both Cleveland and the county. At all geographic levels, smoking rates were lower among older adults than among working-age adults.

### Maternal and Child Health

From 1996 to 2002, about six hundred babies per year were born to mothers living in Ward 5. In those years, the average fertility rate in the ward was 98 births per 1,000 females ages 15 to 44, sixteen percent higher than Cleveland's average rate and more than 50 percent higher than Cuyahoga County's rate. Ninety percent of the births in Ward 5 were to unmarried mothers, 36 percent higher than that of Cleveland, and significantly higher at 113 percent than that of Cuyahoga County.

From 1996 to 2002, an average of 51 babies per year in Ward 5 were born to teens ages 15 to 17, for a rate of 94.8 births per 1,000 females of that age. The teen birth rate in the ward was higher than that of Cleveland and more than three times that of the county. It is interesting to note that the ward was decreasing (.5 percent) in those years but not as fast as Cuyahoga county (7.4 percent), in contrast Cleveland's rate increased (1.0 percent), during the same time period.

Between 1997 and 2002, there was an average of nine infant deaths per year in Ward 5, for a rate of 15 deaths per 1,000 births, a bit higher than Cleveland's rate of 12 per 1,000 births, and also higher than Cuyahoga County's rate of 10 per 1,000. Over the five-year period, the infant death rate declined in the ward, the city, and the county.

Healthy birth outcomes, i.e., full-term and normal weight babies, depend on a number of factors, including early and frequent prenatal care visits, and healthy behaviors among expectant mothers. From 1996 to 2002, 19 percent of births in Ward 5 were premature and fifteen percent were low-weight, slightly higher than the rates for both Cleveland and Cuyahoga County. Eleven percent of mothers in the ward had only late or no prenatal care, higher than that of Cleveland and the county. However, 38 percent of mothers in the ward had an inadequate number of prenatal care visits, compared to 26 percent in Cleveland and 16 percent in the county.

A higher proportion of mothers in Ward 5 reported smoking and using alcohol during pregnancy. Twenty-one percent of mothers in the ward reported having smoked while pregnant, compared to 19 percent of mothers in Cleveland and only 13 percent of mothers in Cuyahoga County. Three percent of mothers in the ward reported using alcohol compared to 2 percent in Cleveland and only 1 percent in the county.

About 850 children under 6 (23 percent) of children in Ward 5 had elevated blood lead levels (EBLL's), a slightly lower percentage as in Cleveland, but higher than the county's level of 22 percent. Elevated blood lead levels in children most often result from peeling lead-based paint in older housing and can result in impaired neurobehavioral development in young children.

### People with Disabilities

In the 2000 census, 5,600 Ward 5 residents, or 29 percent of those ages 5 and over, had one or more long-lasting conditions that caused sensory, physical, mental, or self-care impairments. A greater proportion of Ward 5 residents had one or more disabilities than did Cleveland or Cuyahoga County. Although disabilities were most prevalent among the elderly, about 480 school-age children in the ward had one or more disabilities.

People with disabilities were less likely to be employed and more likely to be living in poverty than people without disabilities. The proportion of working-age persons with disabilities who were employed was less in the ward than in Cleveland and the county. The poverty rate for persons with disabilities was more than 43 percent higher in the ward than in the city and more than two and a half times the rate in the county.

#### Mortality Rates

From 1997 to 2002, an average of 228 people died annually from all causes in Ward 5. For the leading causes of death we examined, the average annual numbers of deaths in the ward were: 76 from all heart disease, including 61 from coronary heart disease; 50 from all cancers, including 16 from lung cancer, 10 from stroke, seven from chronic obstructive pulmonary disease (COPD), and seven from accidents.

For all causes and for each of the leading causes of death, Ward 5 had a higher age-adjusted death rate for the period 1997 to 2002 than did Cuyahoga County. Compared to Cleveland as a whole, Ward 5 had a higher death rate from all causes together, and for all heart disease, coronary heart disease, cancer, lung cancer, and COPD. The ward had a lower death rate than did Cleveland for stroke and accidents.

Examining the trends in death rates from 1997 to 2002 shows that the rates in the ward had an annual average annual decrease for heart disease, coronary heart disease, stroke, and COPD; rates in the ward had an average annual increase for cancer and, lung cancer, and remained fairly steady for all causes together.

From 1997 to 2002, there was an annual average of 135 years of potential life lost (YPLL) per 1,000 residents of Ward 5, higher than the rate for Cleveland and 75 percent higher than the rate for Cuyahoga County. Over this five-year period, the YPLL rate in the ward declined an average of two percent per year, faster than the one percent per year average decline for both the city and the county.

Heart disease, cancer, and infant deaths were the causes of death accounting for the greatest proportion of YPLL in Ward 5. In the ward, heart disease accounted for the greatest proportion of YPLL, similar to the corresponding proportion in the city and the county.

#### Health Care Utilization

Eighty-five percent of adults and 86 percent of children in Ward 5 had at least one visit to a health care professional in the previous year. For both adults and children, these were lower proportions than in Cleveland and Cuyahoga County.

One out of five adults in Ward 5 visited hospital emergency rooms more than once in the previous year, about the same proportion as in Cleveland, but almost double the rate in Cuyahoga County. Just over one in eight children in the ward had multiple ER visits. As with adults, this was about the same proportion as in Cleveland, but higher than in the county.

Just over half of all adults in Ward 5 had a dental visit in the previous year, compared to two-thirds of adults in Cleveland and the county; the difference between the ward and the county was statistically significant. Compared to adults, a greater proportion of children in the ward, 86 percent, had dental visits. Unlike adults, Ward 5's rate of children's dental care exceeded the rate for children in Cleveland and the county.

#### Health Care Satisfaction

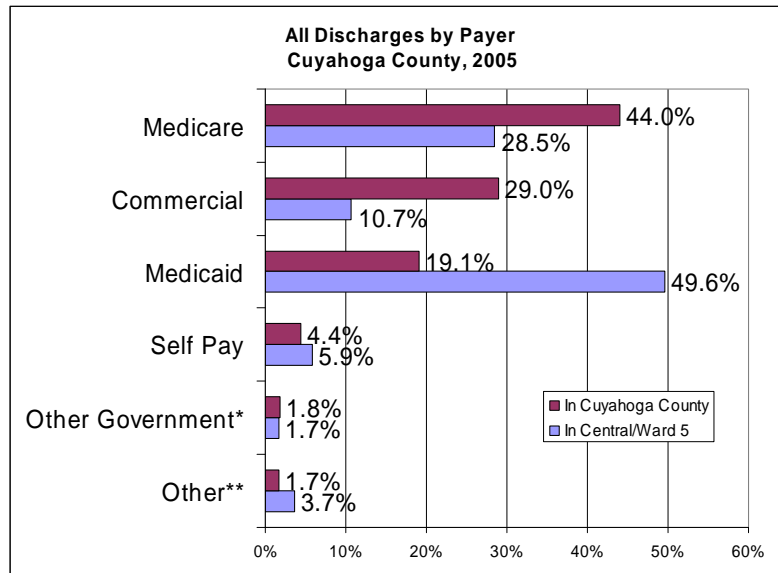
One in five adults in Ward 5 rated their overall health care as poor, about the same proportion as in Cleveland, but higher than in the county. Poor quality care was reported for an estimated one in eight children in the ward. This was a slightly higher proportion than for all Cleveland children, but more than twice the rate for the county.

## Patient Discharges

Hospital discharges can tell us something about the health of a community, but they are influenced by access issues as well as incidence and prevalence of illness. The 2005 Ohio Hospital Association patient database, which includes the patient ZIP code of residence, listed 213,264 discharges from Cuyahoga County. The 8,319 discharges from patients living in Ward 5 comprised 4 percent of this total, and in this analysis were compared to patient discharges in Cuyahoga County.

### Payer

Hospital payer mix reflects the low socioeconomic status of Ward 5. In 2005, half of Ward 5 hospital discharges were covered by Medicaid compared to 19 percent county-wide. Medicare coverage in Ward 5 and the county was the opposite of Medicaid; lower proportions were found in Ward 5 (29 percent) compared to 44 percent county-wide. Commercial insurance covered only 11 percent of Ward 5 patients compared to 29 percent of all Cuyahoga County hospitals' discharges.



### Admission Type and Source

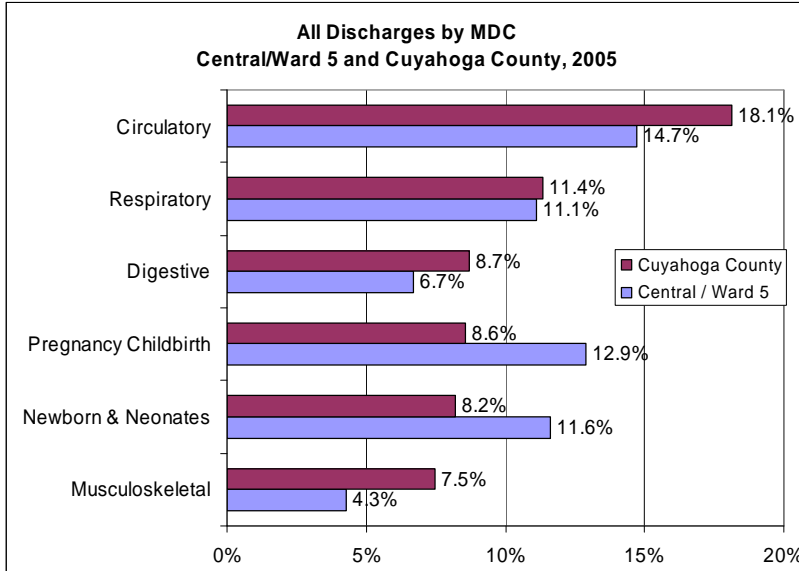
Fifty-seven percent of Ward 5 admissions were emergencies, similar to all other areas in the county. Urgent admissions in Ward 5 accounted for 22 percent and elective admissions, 10 percent. Elective admissions increased outward from Ward 5 to the suburbs, reflecting the relationship between hospital utilization patterns and socioeconomic status.

Over half of Ward 5 patients and half of all Cuyahoga County patients were admitted from the Emergency Department. Eighteen percent were physician referrals compared to 27 percent county-wide.

Major Diagnostic Category

The 25 major diagnostic categories (MDCs) are groups of similar diagnosis-related groups (DRGs). Circulatory was the most common MDC for all Cuyahoga County patients, including Ward 5. Respiratory was the second most common but in Ward 5, Pregnancy/Childbirth and Newborn/Neonates preceded Respiratory.

MDCs represent patient stays for illness, disease, or accident except for Pregnancy / Childbirth and Newborn / Neonates. When these two MDCs are removed from the Ward 5 patient mix, the order of discharges by MDC is more similar to Cuyahoga County discharges.

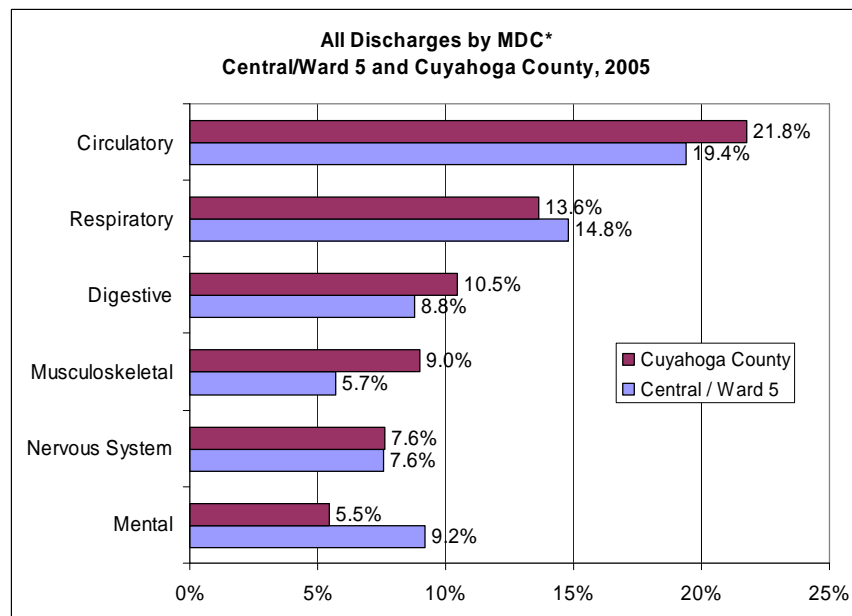
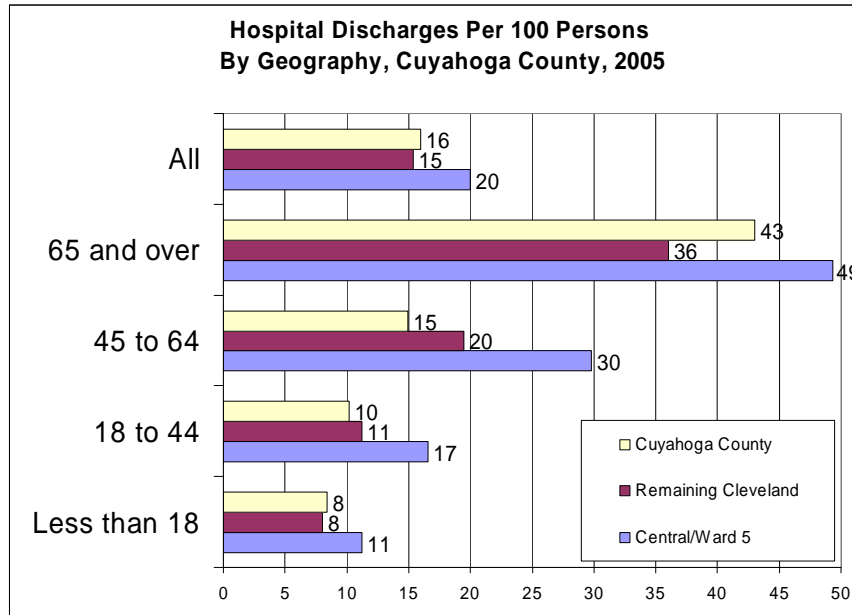


Age Groups and Age Group Utilization

The average age of patients in Ward 5 was younger than the county average. Children 17 and under accounted for one-fifth of Ward 5 patients, but only 13 percent of county patients. Patients ages 18 to 64 accounted for 58 percent of Ward 5 patients and 46 percent of county patients. Patients 65 and over accounted for only 22 percent of Ward 5 patients but nearly twice that in the county.

Ward 5's 2005 hospital utilization rates were 25 percent to 30 percent higher than rates for Cuyahoga County, most likely reflecting greater healthcare need. Ward 5 had 20 discharges per 100 persons and Cuyahoga County had 16 discharges per 100 persons.

The largest percentage difference in utilization rates was found for persons 45 to 64. The Ward 5 rate of 30 discharges per 100 persons 45 to 64 was double the county average of 15 per 100 persons 45 to 64. Hospital utilization rates for the oldest and the youngest Ward 5 residents were both 38 percent higher than the remainder of Cleveland.



**SVCH Service Area**

The 2005 Ohio Hospital Association patient discharge database for Cuyahoga County listed 8,101 discharges from St. Vincent Charity Hospital (SVCH). Most SVCH patients lived on Cleveland’s east side. Nearly 10 percent lived in ZIP Code 44104, the highest percentage from any single ZIP Code. Combined with the two other ZIP Codes that comprise the Ward 5 study area (44115 and 44127), these three ZIP Codes accounted for 20 percent of SVCH discharges in 2005.

### SVCH Market Share and Market Share by Payer

SVCH captured its highest market share in ZIP Code 44115, with 35 percent of all discharges.

By payer, SVCH county market share was highest in the “Other” category, which includes HCAP, with 16.5 percent. Second-highest was the “Other Government” category, which includes Workers Compensation, with 13.2 percent.

SVCH market shares by payer were much higher in Ward 5, capturing 72 percent of the “Other” category discharges, 37 percent of “Other Government,” 29 percent of Medicare, and 15 percent of Medicaid discharges.

### SVCH Market Share by MDC

SVCH market shares of Ward 5 discharges were highest in Musculoskeletal MDC (43 percent), Circulatory (33 percent), Mental (25 percent), Digestive (22 percent), Endocrine (21 percent), and Hepatobiliary (20 percent).

County-wide, SVCH’s market share was highest in the Mental MDC (12 percent).

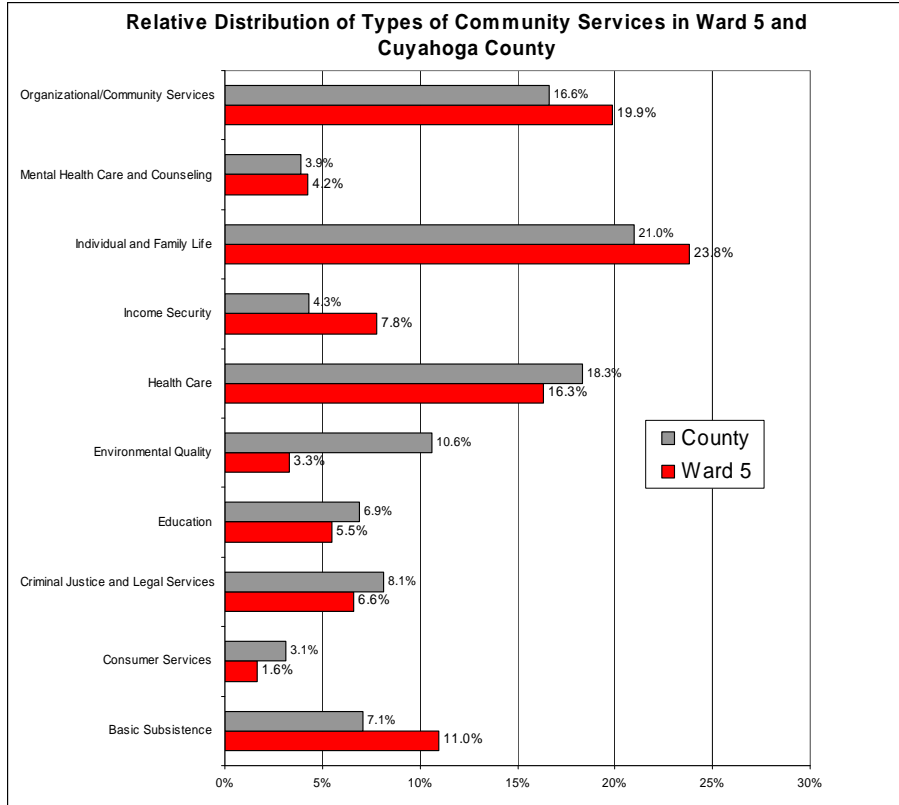
### SVCH Market Share by Age Group

In Ward 5, SVCH market share was largest among patients 45 to 64, with 30 percent; SVCH had a 27 percent market share of those 65 and over and 17 percent of those patients ages 18 to 44. However, when non-morbidity MDC 14 (Pregnancy / Childbirth) and MDC 15 (Newborn / Neonate) were removed from the discharges, SVCH market share for the 18-to-44 age group increased from 17 percent to 28 percent.

In Cuyahoga County, SVCH received the largest market share from the 45-to-64 patient age group, with 6 percent. Next largest was patients ages 18 to 44, with 4 percent, then 65-and-over patients, with 3 percent. Excluding non-morbidity MDCs 14 and 15 discharges, the SVCH share of the 18-to-44 age group rose from 4 percent to nearly 7 percent.

## Health and Human Services Located in Ward 5

The 211 – First Call for Help information and referral database maintained by United Way of Greater Cleveland lists 158 locations in Ward 5 where health and human service agencies deliver services. While many agencies have their main administrative sites at these locations and may deliver services to a much wider area than the ward, their location often reflects a desire to be in proximity to their target populations. In particular, the Carl B. Stokes Social Services Mall, located on CMHA’s King-Kennedy Estate, hosts a number of agencies delivering a variety of neighborhood-based services at one location.



The following lists examples of the major agencies with locations in the ward, grouped by the service categories of the 211 – First Call for Help database.

### Basic Subsistence

Ward 5 has 17 food pantries and 12 soup kitchens, most operated by faith-based organizations and neighborhood centers such as Friendly Inn, Garden Valley and University Settlement. The City Mission operates its main homeless shelter site and homeless drop-in center in the ward. The City Mission, the Salvation Army, and University Settlement also offer transitional housing services. Several faith-based organizations in Ward 5 operate clothing programs. Shoes and Clothes for Kids has its headquarters in the ward, and Goodwill Industries operates a thrift store.

### Criminal Justice and Legal Services

The Cuyahoga County Juvenile Court and Juvenile Detention Center are the major criminal justice institutions in Ward 5, and the Northeast Pre-Release Center is also located there. A number of services associated with juvenile justice, both public and private, are located in Ward 5. In particular, Berea Children's Home and Family Services operates juvenile diversion and ex-offender counseling at its offices in the ward.

#### Education Services

The Metro campus of Cuyahoga Community College is the predominant educational institution in the ward, offering academic, technical, and professional continuing education. The Jane Addams Business Career Center, a part of the Cleveland Municipal School District, offers vocational education in the ward. GED instruction and tutorial services are available at Cuyahoga Community College and at several other neighborhood locations.

#### Health Care Services

St. Vincent Charity Hospital is the only site in Ward 5 for inpatient and emergency medical care. In addition, the main office of Visiting Nurse Association Healthcare Partners of Ohio is located in the ward. This agency provides in-home health care services throughout the Cleveland area, but does not have any walk-in clinic site in the ward.

Examples of outpatient clinics in Ward 5 include Care Alliance at City Mission and at the King-Kennedy Estates, as well as outpatient care at St. Vincent. Childhood immunizations are provided by Care Alliance at King-Kennedy Estates and by the Cleveland Department of Public Health at Friendly Inn Settlement and University Settlement.

Some examples of rehabilitation services available in the ward include: activity centers for the developmentally disabled, provided by Goodwill Industries; early intervention for infants and toddlers with disabilities, provided by Help Me Grow of Cuyahoga County and the William Patrick Day Early Childhood Center; and occupational, physical and speech therapy, provided by St. Vincent Charity Hospital and the Visiting Nurse Association Healthcare Partners of Ohio.

Several agencies in Ward 5 offer substance abuse treatment services. Rosary Hall at Saint Vincent Charity Hospital offers inpatient and comprehensive outpatient services; Matt Talbot Inn at Saint Vincent's provides residential treatment for women. Fresh Start and Y-Haven II and III also provide residential treatment, and Fresh Start offers comprehensive outpatient treatment.

#### Income Security and Employment Services

With the presence of major vocational development and job training agencies such as Cuyahoga Community College, Vocational Guidance Services, and Goodwill Industries,

Ward 5 is especially rich in services to prepare people for employment. In addition to these, several other agencies in the ward offer employment assistance services.

#### Individual and Family Life Services

This category includes family substitute services, such as foster care; family support services; leisure activities; and social development.

Foster parent recruitment services in Ward 5 are provided by the Central Neighborhood Foster Care Program and the Foster Care Program at University Settlement.

Examples of agencies in Ward 5 that provide family support services include The Center for Mental Retardation, the Salvation Army, Help Me Grow of Cuyahoga County, Berea Children's Home and Family Services, North Broadway Multi-Purpose Center, Garden Valley Neighborhood House, University Settlement Family Resource Center, Central Family Resource Center, King-Kennedy Golden Age Center, Union Square Golden Age Center, William Patrick Day Early Childhood Center, Friendly Inn Settlement, and the YWCA of Greater Cleveland.

The ward has a wide variety of agencies providing leisure and social development activities, such as the Garden Valley, Phyllis Wheatley, Friendly Inn, and University neighborhood settlement houses; the Central and Lonnie Burton municipal recreation centers; the Boys and Girls Club of Cleveland; the King-Kennedy and Union Square Golden Age Centers; and the Broadway, Garden Valley, Sterling, Union, and Woodland branches of the Cleveland Public Library.

#### Mental Health Care and Counseling Services

St. Vincent Charity Hospital has the only inpatient psychiatric unit in Ward 5; the hospital also has a psychiatric emergency room. Several agencies in the ward provide outpatient mental health and psychiatric support services, some for general counseling, and others for special populations such as youth or older adults, or for people with specific diagnoses such as anger management, postpartum depression, or sexual assault offenders or victims. Some examples of these include: Applewood Centers, Beechbrook Family Drop-In Center, Northern Ohio Recovery Association, Bellefaire Children's Bureau at CMHA, Friendly Inn Settlement, Murtis H. Taylor Multi-Service Center, and Berea Children's Home and Family Services.

#### Organizational and Community Services

In the area of arts and cultural events available in Ward 5, Cuyahoga Community College presents music, theater and dance performances. Other musical performances are presented by the Broadway School of Music and the Arts and by the Phyllis Wheatley Association. Economic development organizations with offices in the ward include the Cleveland Neighborhood Development Coalition; Midtown Cleveland; the Burton, Bell, Carr Development organization; and Business Advisors of Cleveland. The five public libraries in the ward offer audio-visual services, reference, information, and large-print materials; they also present films and lectures to the public.